


# Draw Your Conservation Solution

NAME \_\_\_\_\_

## HOW MANY NEW RE-USE IDEAS CAN YOU COME UP WITH?

Since it takes energy to make most things we use every day, we can save energy by finding ways to re-use them.

- Choose one of the objects shown.
- Use the empty space to draw and color your ideas for re-using that object.
- Use your imagination!






# Draw Your Conservation Solution: A Big Tip

**HOW MANY NEW RE-USE IDEAS CAN YOU COME UP WITH?**

You could also cut out the reusable objects, and the button “MY RE-USE IDEA,” and glue them on a larger sheet of paper. It could be big, or tall, or wide. It could be a poster, or a mural.

Now you have lots of room to create your own re-use ideas. You could even create re-use ideas with a group of people.



# Draw Your Conservation Solution: Parts

HOW MANY NEW RE-USE IDEAS CAN YOU COME UP WITH?

Here are parts you can use to create a larger poster or mural filled with re-use ideas.

Use the objects already drawn, or draw in new objects you would like to re-use.

